



Municipal Securities Rulemaking Board

**MSRB Gateway
Agent Invitation and Designation
User Manual**

**Version 1.1
February 2009**

TABLE OF CONTENTS

1. OVERVIEW	3
2. AGENT DESIGNATION PROCESS	3
3. WHO CAN DESIGNATE AGENTS?	4
4. ACCESS MSRB GATEWAY	4
5. LOG INTO MSRB GATEWAY	5
6. INVITE A NEW AGENT	7
7. INVITE AN EXISTING AGENT	10
8. ACCEPT AN INVITATION	12
9. APPROVE AGENT’S DESIGNATION	17
10. DE-AUTHORIZE AN AGENT	19

Revision History

Version	Date	Comments
1.1	November 2008	Initial Version
2.1	February 2009	Update Overview

1. OVERVIEW

The MSRB Gateway provides centralized, efficient, and secure access for all MSRB applications including the Real-time Transaction Reporting System (RTRS) and the Short-term Obligation Rate Transparency (SHORT) System. The MSRB Gateway also serves as the entry point for submitting primary market documents to the MSRB and required forms such as Forms G-40 and G-37.

MSRB assigns a master MSRB Gateway account to each MSRB-registered organization, which is to be administered by the company's master account administrator. Each company will control the administration of its master account and will be able to create and manage individual user accounts within the MSRB Gateway. Master account administrators can also appoint account administrators to assist with managing user profiles and account access rights. Instructions for user account management can be found in the "MSRB Gateway User Account Management User Manual."

Organizations can grant agents access to the MSRB Gateway for submitting documents or information to the MSRB on their behalf. Dealers can grant Gateway account access rights to agents to submit primary market documents in connection with the MSRB's Electronic Municipal Market Access (EMMA) system and to program dealers, remarketing agents, auction agents, and designated agents for submitting information to MSRB's SHORT system. Other types of organization can grant account access rights to other systems.

This User Manual describes instructions for agent invitations and designations.

2. AGENT DESIGNATION PROCESS

MSRB Gateway will allow dealers to designate third-party Agents to submit primary market documents to the MSRB on their behalf. Through MSRB Gateway, dealers will be able to send invitations to third-parties to act as designated Agents. MSRB Gateway will transmit these invitations by e-mail to the third parties, which can create their own accounts in MSRB Gateway if they are not already registered Agents. These third parties can then accept dealer invitations through MSRB Gateway.

Dealers will have the opportunity to electronically confirm designated Agents through MSRB Gateway before Agents begin making document submissions on behalf of dealers. Once confirmed by a dealer, a designated Agent can log into MSRB Gateway to make electronic submissions on behalf of the designating dealer. Although dealers will be able to begin the designation process immediately, designated Agents will only be able to make submissions of primary market documents to the MSRB on behalf of dealers when the MSRB's Electronic Municipal Market Access system ("EMMA") is launched. Dealers will be responsible in all aspects for actions taken by their designated Agents on their behalf. MSRB Gateway will also allow dealers to revoke designations of Agents at any time.

It is important to remember that all actions taken on MSRB systems on behalf of your company by an Agent you have designated are the responsibility of your company. Therefore, care should be taken in designating Agents to act on your company's behalf. Additionally, an invitation to and acceptance by an Agent through MSRB Gateway is not intended to form the basis of a contract between your company and the Agent. It is your company's responsibility to ensure that your company and your Agent(s) have reached a mutual understanding of the scope of duties and the terms of your relationship.

3. WHO CAN DESIGNATE AGENTS?

To designate an Agent, you must be:

- a. a Primary G-40 Contact (who is also the Master Account Administrator for your firm), or
- b. you must have an "Agent Designation" account access right assigned to you by the Master Account Administrator or by the Account Administrator who is appointed by the Master Account Administrator

For information about MSRB Gateway user types and privileges, please refer to the MSRB Gateway User Account Management User Manual, which is accessible from the MSRB Gateway login page.

To designate an Agent or submit primary market documents on behalf of your company, follow the steps below.

4. ACCESS MSRB GATEWAY

To access MSRB Gateway, you must have a User ID and a Password. If you do not have a User ID, contact the MSRB via e-mail at GatewaySupport@msrb.org or call the Market Information Department at (703)797-6668.

5. LOG INTO MSRB GATEWAY

Go to www.msrb.org and click on “Login”.

The screenshot shows the MSRB website homepage. At the top, the MSRB logo is on the left, and a navigation menu includes "Login", "About MSRB", "Publications", "Glossary", "Email Notification", "Contact and Support", and "System Status". The "Login" link is circled in red, with a red arrow pointing to it. Below the navigation is a search bar and a secondary menu with categories like "Municipal Bond Market", "Rules and Interpretations", "Market Disclosures and Data", "Market Topics", "News and Events", and "MSRB for...".

The main content area features a "Researching Bonds" banner with a green background and a photo of a person looking at a document. To the right of the banner is a "Login" button with a green arrow, circled in red, with a red arrow pointing to it from the text "Protecting investors and the public interest through a fair and efficient municipal market". Below the banner is a "What's New" section with a "View All News" link. The "What's New" section lists several news items with dates, such as "MSRB Amends Pending Proposal on Additional Voluntary Submissions By Issuers and Obligated Persons to the MSRB's EMMA in Response to Securities and Exchange Commission Request" dated Friday, May 21, 2010.

At the bottom of the page, there is a footer with the text: "Terms and Conditions | Privacy Statement | Site Map | ©2010 Municipal Securities Rulemaking Board 1900 Duke Street, Suite 600, Alexandria, VA 22314".

Enter your User ID and Password in MSRB Gateway and click on **“Login”**.
If you are experiencing log-in problems, contact the MSRB via e-mail at GatewaySupport@msrb.org or call the Market Information Department at (703)797-6668.

User ID

Password

Login

[Forgot your password?](#)

Welcome to MSRB Gateway, the secure access point for all MSRB applications including EMMA. For guidance on user account management and information about the MSRB's applications and how to use them, please refer to the [appropriate MSRB User Manual](#). If you are an issuer, obligated person or primary or secondary market agent making continuing disclosure submissions to EMMA, please see the [Continuing Disclosure Submission Manual](#) for information on creating an account in MSRB Gateway.

To return to MSRB.org from within MSRB Gateway application, click on the MSRB Home link at the top right corner of the current web page.

If you are experiencing log-in or other system related problems, please check the MSRB [System Status Page](#) for more information. If you need additional help, please contact the MSRB via email at GatewaySupport@msrb.org or by phone at (703) 797-6668.

6. INVITE A NEW AGENT

From the MSRB Gateway Main Menu, expand the “Account and Company Management” menu option, then select “Manage Agents”.

MSRB Gateway Main Menu

Welcome to MSRB Gateway! Your User Account has the following Access Rights:

(Click on a section to expand)

[-] Account and Company Management

Manage profile information for your User Account or for your Company.

> Manage User Accounts

> **Manage Company Profile**

View name, address and phone information for your company.

> Manage Groups

Use Groups to help organize your company's User Accounts.

> **Manage Agents**

Designate Agents to submit certain information to MSRB systems on your behalf.

> Manage Principals

Accept and decline invitations from companies that have designated your company as Agent to submit certain information to MSRB systems on their behalf.

> View Account Administrators

View your company's Account Administrators.

My Profile		Ed
User ID:	LDOE	
Role:	Master Account Administrator	
User Name:	LARRY DOE	
Company Name:	Sample Company 0	
Email Address:	ldoe@company.org	Change Password

If you have pending Agents who are awaiting approval or approved Agents who have been approved to submit documents on your behalf, you can view them from the Agent Management screen.

MSRB Gateway Main Menu

Welcome to MSRB Gateway! Your User Account has the following Access Rights:

(Click on a section to expand)

[-] Account and Company Management
Manage profile information for your User Account or for your Company.

- > Manage User Accounts
- > **Manage Company Profile**
View name, address and phone information for your company.
- > Manage Groups
Use Groups to help organize your company's User Accounts.
- > **Manage Agents**
Designate Agents to submit certain information to MSRB systems on your behalf.
- > Manage Principals
Accept and decline invitations from companies that have designated your company as Agent to submit certain information to MSRB systems on their behalf.
- > View Account Administrators
View your company's Account Administrators.

My Profile [Ed](#)

User ID: LDOE
Role: Master Account Administrator
User Name: LARRY DOE
Company Name: Sample Company 0
Email Address: ldoe@company.org [Change Password](#)

MSRB Gateway

Welcome to MSRB Gateway

Agent Management

You can designate Agents to submit certain information to MSRB systems on your organization's behalf. Please be advised that all actions taken on MSRB systems on behalf of your company by an Agent you have designated shall be your company's responsibility. Care should be taken in designating Agents to act on your company's behalf.

[Add a New Agent](#)

Pending Agent Invitations (What's this?)

There are currently no pending Agent invitations.

Approved Agents (What's this?)

There are currently no agents that can submit on your behalf.

[Return to Account Management](#)

©2008 Municipal Securities Rulemaking Board. All Rights Reserved. Terms and Conditions of Use

View the list of approved and pending Agents to ensure that the prospective Agent was not already designated or invited by you. If the Agent does not appear under either list, select “Add a New Agent”.

The screenshot shows the MSRB Gateway interface. At the top, there is a navigation bar with the MSRB logo, the text 'Welcome to MSRB Gateway', and links for 'MSRB Home' and 'Contact Us'. Below this is a 'Logout' link. The main section is titled 'Agent Management' and contains a paragraph of instructions: 'You can designate Agents to submit certain information to MSRB systems on your organization's behalf. Please be advised that all actions taken on MSRB systems on behalf of your company by an Agent you have designated shall be your company's responsibility. Care should be taken in designating Agents to act on your company's behalf.' Below the text is a blue button labeled 'Add a New Agent', which is circled in red. Further down, there are sections for 'Pending Agent Invitations (What's this?)' and 'Approved Agents (What's this?)', both indicating that there are currently no pending or approved agents. At the bottom of the main content area is a blue button labeled 'Return to Account Management'. The footer contains the copyright notice: '©2008 Municipal Securities Rulemaking Board. All Rights Reserved. Terms and Conditions of Use'.

Search for the Agent using “Organization Name” or “MSRB ID” to see if an existing account already exists for the Agent; i.e. if the Agent was previously designated by another dealer. If the Agent search yields no results, or the Agent is not listed in the results section, click on “Add an Agent” to invite a prospective Agent.

The screenshot shows the 'Add a New Agent' search page. It features the same MSRB Gateway header as the previous page. The main section is titled 'Add a New Agent' and contains the same instructional paragraph. Below the text is a search form with two input fields: 'Organization Name' with the value 'SAMPLE' and 'MSRB ID' with the value 'A1234'. Below these fields are two buttons: 'Search' and 'Reset', both of which are circled in red. To the right of the search form, there is a message: 'The following agents have been found. If you are unable to find the correct Agent, refine your search criteria or select "Add an Agent" below.' Below this message, it says 'Showing (1 - 0) of 0' and displays two sets of navigation arrows (left and right). Below the arrows, it says 'No results found.' and another set of navigation arrows. At the bottom of the search results area is a blue button labeled 'Add an Agent'. Below the search form are two blue buttons: 'Back to Agent Management' and 'Return to Account Management'. The footer contains the copyright notice: '©2008 Municipal Securities Rulemaking Board. All Rights Reserved. Terms and Conditions of Use'.

Enter the Agent's name and e-mail address and select the type of submission the Agent will make on your company's behalf, and then click on "Send Invitation".

MSRB Home | Contact Us

MSRB
Municipal Securities
Rulemaking Board

Welcome to MSRB Gateway

MSRB
GATEWAY

Logout

Agent Invitation - Add a New Agent

To invite an unregistered new Agent to submit certain information to the MSRB on your behalf, fill in the required information below. The Agent will receive an email invitation to register with the MSRB Gateway to make submissions on your behalf. You will be notified by email if the invitation is accepted or declined. Please be advised that all actions taken on MSRB systems on behalf of your company by an Agent you have designated shall be your company's responsibility. Care should be taken in designating Agents to act on your company's behalf. An invitation to and acceptance by an Agent through the MSRB Gateway is not intended to form the basis of a contract between your company and such Agent. It is your company's responsibility to ensure that your company and your Agent have reached a mutual understanding of the scope of duties and the terms of your relationship.

Agent Company Name:*

Agent Email:*

Confirm Agent Email:*

Submission Type:*

Once the invitation has been sent to the Agent, you will receive a confirmation screen with the prospective Agent's information displayed.

MSRB Home | Contact Us

MSRB
Municipal Securities
Rulemaking Board

Welcome to MSRB Gateway

MSRB
GATEWAY

Logout

Agent Invitation Confirmation

An email invitation to serve as your Agent has been sent to the following prospective Agent. You will be notified by email if the invitation is accepted or declined.

Agent Name: SAMPLE CO.
Invitation sent on: 10/16/2008 3:27:16 PM
Submission Type: EMMA - Primary Market Disclosure

7. INVITE AN EXISTING AGENT

If the prospective Agent had previously been invited by another dealer, perform the following steps.

Search for the Agent using the “**Organization Name**” or “**MSRB ID**”.

Add a New Agent

To designate an Agent, you must first search to see if the Agent has already registered. Please be advised that all actions of your company by an Agent you have designated shall be your company’s responsibility. Care should be taken in designating an Agent on behalf of your company’s behalf.

Search by:

Organization Name:

or

MSRB ID:

[Back to Agent Management](#)

[Return to Account Management](#)

If the search yields the appropriate result, click on your selection to extend an invitation to the Agent.

Add a New Agent

To designate an Agent, you must first search to see if the Agent has already registered. Please be advised that all actions of your company by an Agent you have designated shall be your company’s responsibility. Care should be taken in designating an Agent on behalf of your company’s behalf.

Search by:

Organization Name:

or

MSRB ID:


The following agents have been found. correct Agent, refine your search criteria below.

Showing (1 - 1) of 1


MSRB ID	Name
G00002	Test Company

Click on “**Confirm Invitation**” to extend an invitation to the Agent.

MSRB Home | Contact Us

 **MSRB**
Municipal Securities
Rulemaking Board

Welcome to MSRB Gateway



[Logout](#)

Agent Invitation - Registered Agent

You have chosen to invite the Agent below to submit documents to the MSRB on your behalf. An invitation to serve as your Agent will be sent to this prospective Agent. You will be notified by email if the invitation is accepted or declined.

Agent Name: Test Company
MSRB ID: G0000A
Phone Number: (111) 111 - 1111
Address: 1111 St.
Alexandria, US 12345
US

Submission Type:
SHORT System
EMMA - Primary Market Disclosure

[Confirm Invitation](#) [Cancel Invitation](#)

[Back to Agent List](#) [Return to Account Management](#)

You will receive a confirmation that an e-mail invitation was sent to the Agent.

MSRB Home | Contact Us

 **MSRB**
Municipal Securities
Rulemaking Board

Welcome to MSRB Gateway



[Logout](#)

Agent Invitation Confirmation

An email invitation to serve as your Agent has been sent to the following prospective Agent. You will be notified by email if the invitation is accepted or declined.

Agent Name: Test Company
MSRB ID: G0000A
Phone Number: (111) 111 - 1111
Address: 1111 St.
Alexandria, US 12345
US

Invitation sent on: 12/16/2008 2:40:15 PM
Submission Type: SHORT System

[Back to Agent Management](#) [Return to Account Management](#)

8. ACCEPT AN INVITATION

Following are the steps Agents will follow to accept or decline a dealer's invitation to submit primary market documents on the dealer's behalf.

Once a dealer extends an invitation to an Agent, the Agent will receive an e-mail with an option to accept or decline the invitation.

By following the first link in the e-mail, the Agent gets automatically forwarded to the Agent Invitation page and accepts the invitation by clicking on “**Continue**” or declines the invitation by clicking on “**Decline Invitation**”.

Agent Invitation

The organization below has invited you to act as an Agent on its behalf to submit certain documents and information to the MSRB. Questions about this designation should be directed to the organization named below. If you wish to continue with the designation process, select "Continue" below. If this invitation was sent in error, or you do not wish to serve as an Agent, select "Decline Invitation".

Organization Name:	Sample Company 0
Phone Number:	(123) 123 - 1234
Address:	123 Oak Blvd Basillus, WA 54123
Submission Type:	EMMA - Primary Market Disclosure
Invitation sent on:	10/17/2008 8:11:30 PM

[Continue](#) [Decline Invitation](#)

By following the second link, the Agent enters his/her e-mail address and the invitation code found in the invitation e-mail, then clicks on “**Submit**”.

The Agent then gets forwarded to the Agent Invitation page (same page as above).

Agent Invitation Login

To accept or decline an invitation to act as an Agent for submissions of certain documents to the MSRB, enter the information contained in your invitation email. If you have not received an email, contact the organization for which you are an Agent and request that you be invited.

Email Address:	testco@testco.org
Invite Code:	jkljlskdjfdklddfklkdkfdkfdkj

[Submit](#)

Agent Invitation

The organization below has invited you to act as an Agent on its behalf to submit certain documents and information to the MSRB. Questions about this designation should be directed to the organization named below. If you wish to continue with the designation process, select "Continue" below. If this invitation was sent in error, or you do not wish to serve as an Agent, select "Decline Invitation".

Organization Name: Sample Company 0
Phone Number: (123) 123 - 1234
Address: 123 Oak Blvd
Basillus, WA 54123

Submission Type: EMMA - Primary Market Disclosure
Invitation sent on: 10/17/2008 8:11:30 PM

[Continue](#)

[Decline Invitation](#)

If the Agent declines the invitation, the dealer that extended the invitation will receive an e-mail stating that the Agent has declined his/her invitation.

If the Agent continues with the invitation process, the Agent will be prompted if he/she has an existing MSRB Gateway account.

Agent Invitation

You have accepted the invitation by the organization below to act as an Agent. An invitation to and acceptance by an Agent through the MSRB Gateway is not intended to form the basis of a contract between your company and the organization listed below. You may wish to contact this organization to ensure that you have reached a mutual understanding of the scope of duties you will be undertaking on its behalf and the terms of your relationship.

Organization Name: Sample Company 0
Submission Type: EMMA - Primary Market Disclosure

Do you have an existing MSRB Gateway Account?

Yes

No

If the Agent does not have an existing account, he/she will be prompted to enter his/her company level information and Master Account information to register with the MSRB.

New Account

Enter the company level information below to begin creating a new Gateway Account. You will be asked to provide information for your Master Account on the next screen.

Company Name:*
Phone Number:* - - Ext.
Fax Number: - -
Address 1:*
Address 2:
City:*
State:*
Zip:*
Country:

New Account

You must provide a Master Account for your Account, enter the details for that person below. Additional Contacts can be added by your Master Account after your Account has been confirmed.

First Name:*
Last Name:*
Email Address:*
Confirm Email:*
Title:
Department:
Phone Number:* - - Ext.
Fax Number: - -
Address1:*
Address2:
City:*
State:*
Zip:*
Country:

The Agent clicks on “**Confirm**” to create an Agent account. The Agent’s Master Account Administrator will receive the account details by e-mail.

New Agent Account Confirmation

A new Account will be created for your organization based on the following information.

Click on Confirm to create the Account.

Click on Edit to modify any of the information shown.

Your MSRB ID: G00002
Name: Test Company
Phone Number: 111-111-1111
Fax Number:
Address: 1111 St.
Alexandria, VA 222222222
US

The following User will be the Master Account for your company. Your Master Account can add new contacts after you confirm your Account.

User name: JDOE3
Name: John Doe
Email:
Title:
Department:
Phone Number: 111-111-1111
Fax Number:
Address: 1200 St
Alexandria, VA 333333333

Once the invitation has been sent to the Agent, you (the dealer) who invited the Agent will receive a confirmation e-mail, indicating that the Agent has accepted the invitation and that the dealer must approve the designation to allow the Agent to submit documents on the dealer’s behalf.

The Agent will also receive an e-mail stating that the account was created. The log-in information will also be included in the e-mail.

If the Agent has an existing MSRB Gateway account, he/she is prompted to enter his/her User ID and Password and clicks on “Confirm” to accept the invitation.

A confirmation screen is then displayed.

Log-in

To confirm your acceptance, use your existing user ID and password that you use to log-in to MSRB Gateway. If you do not remember your user ID, contact the MSRB at (703) 797-6600.

User ID:

Password:

[Forgot your password?](#)

Agent Invite Confirmation

You have accepted the invitation to act as an Agent for submitting documents to the MSRB on behalf of the organization named below.

Organization Name: Sample Company 1
MSRB ID: T1001
Phone Number: (123) 123 - 1234
Address: 123 Oak Blvd
Basillus, WA 54123

The dealer who invited the Agent will receive a confirmation e-mail, indicating that the Agent has accepted the invitation and that the dealer must approve the designation to allow the Agent to submit documents on the dealer's behalf.

9. APPROVE AGENT'S DESIGNATION

Once the Agent has accepted the invitation, the dealer logs into MSRB Gateway and approves the designation of the Agent.

Go to “**Account Management**” on the MSRB Gateway Main Menu and click on “**Manage Agents**”. Locate the Agent under “**Pending Agent Invitations**” and click on “**Process Agent**.”

Agent Management

You can designate Agents to submit certain information to MSRB systems on your organization's behalf. Please be advised that all actions taken on MSRB systems on behalf of your company by an Agent you have designated shall be your company's responsibility. Care should be taken in designating Agents to act on your company's behalf.

[Add a New Agent](#)

Pending Agent Invitations (What's this?)

MSRB ID	Name	Submission Type	Status	Action
G00002	Test Company	EMMA - Primary Market Disclosure	Approval needed	Process Agent

Approved Agents (What's this?)

There are currently no agents that can submit on your behalf.

[Return to Account Management](#)

Confirm the Agent information displayed on the Agent Approval screen. If the information is correct and you want to designate the Agent, select “**Approve Designation**”. If the information is incorrect or if you do not want to designate the Agent, select “**Reject Designation**”.

Agent Approval

Test Company (G00002) has registered with MSRB Gateway to act as your Agent per your invitation and is now awaiting your approval. The Agent will not be able to submit documents or information to MSRB systems until you have provided your approval below.

[Approve Designation](#) [Reject Designation](#)

Agent Name: Test Company
MSRB ID: G00002
Phone Number: (111) 111 - 1111
Address: 1111 St.
Alexandria, VA 222222222
US
Email: nabera@msrb.org
Submission Type: EMMA - Primary Market Disclosure

[Back to Agent Management](#) [Return to Account Management](#)

A confirmation screen is displayed stating that you have successfully designated the Agent.

Agent Designation

Agent successfully designated. Designated agents will only be able to make submissions of primary market documents to the MSRB on behalf of dealers when EMMA's electronic submission service is launched.

Agent Name: Test Company
MSRB ID: G00002
Phone Number: (111) 111 - 1111
Address: 1111 St.
Alexandria, VA 22222
US
Email: nabera@msrb.org
Submission Type: EMMA - Primary Market Disclosure

[Back to Agent Management](#)

[Return to Account Management](#)

You can now view the Agent under the “**Approved Agents**” section on the Agent Management screen, and the Agent will be allowed to submit documents through MSRB Gateway on your company’s behalf once EMMA has been launched as explained in section #2 above.

Agent Management

You can designate Agents to submit certain information to MSRB systems on your organization's behalf. Please be advised that all actions taken on MSRB systems on behalf of your company by an Agent you have designated shall be your company's responsibility. Care should be taken in designating Agents to act on your company's behalf.

[Add a New Agent](#)

Pending Agent Invitations (What's this?)

There are currently no pending Agent invitations.

Approved Agents (What's this?)

MSRB ID	Name	Submission Type	Action
G00002	Test Company	EMMA - Primary Market Disclosure	Deauthorize Agent

[Return to Account Management](#)

If you reject a designation, the Agent will receive a notification e-mail.

10. DE-AUTHORIZE AN AGENT

To remove an authorized Agent from submitting documents on your company's behalf, you must de-authorize the Agent. Follow the steps below.

From the MSRB Gateway Main Menu, select “**Account Management**”, then “**Manage Agents.**”

From the Agent Management screen, locate the Agent that you want to de-authorize under “**Approved Agents**” and click on “**Deauthorize Agent**”.

Agent Management

You can designate Agents to submit certain information to MSRB systems on your organization's behalf. Please be advised that all actions taken on MSRB systems on behalf of your company by an Agent you have designated shall be your company's responsibility. Care should be taken in designating Agents to act on your company's behalf.

Add a New Agent

Pending Agent Invitations (What's this?)

There are currently no pending Agent invitations.

Approved Agents (What's this?)

MSRB ID	Name	Submission Type	Action
G00002	Test Company	EMMA - Primary Market Disclosure	Deauthorize Agent

Return to Account Management

Click on “**OK**” to confirm that you would like to de-authorize the Agent.

Agent Management

You can designate Agents to submit certain information to MSRB systems on your organization's behalf. Please be advised that all actions taken on MSRB systems on behalf of your company by an Agent you have designated shall be your company's responsibility. Care should be taken in designating Agents to act on your company's behalf.

Add a New Agent

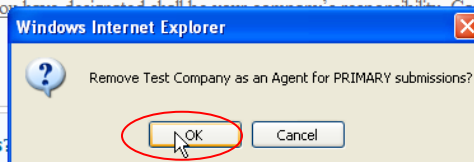
Pending Agent Invitations (What's this?)

There are currently no pending Agent invitations.

Approved Agents (What's this?)

MSRB ID	Name	Submission Type	Action
G00002	Test Company	EMMA - Primary Market Disclosure	Deauthorize Agent

Return to Account Management



A confirmation screen is displayed stating that the Agent's designation has been revoked. The Agent will no longer be able to submit documents on your behalf.

You have revoked the designation for the following Agent. The Agent has been notified by email.

Agent Name: Test Company
MSRB ID: G00002
Phone Number: (111) 111 - 1111
Address: 1111 St.
Alexandria, VA 222222222
US
Submission Type: EMMA - Primary Market Disclosure

[Back to Agent Management](#)

[Return to Account Management](#)



The Agent will be notified of the de-authorization by e-mail.